

Multi-Flash Square Vent Master Flash®

Standard Applications

Two applications three sizes
One Design • Multiple Functions

Advanced Ozone Resistance tested to...		EPDM 70 hour @ 500 pphm	HIGH TEMP RED SILICONE 70 hour @ 500 pphm
High Temperature Resistance Tested to	Intermittent	+135°C (+275°F)	+260°C (+500°F)
	Continuous	+100°C (+212°F)	+225°C (+437°F)
Low Temperature Resistance tested to...		-55°C (-67°F)	-74°C (-101°F)
Compression Set Maximum...		25%	50%

*Complete specification data and testing methods are available upon request.

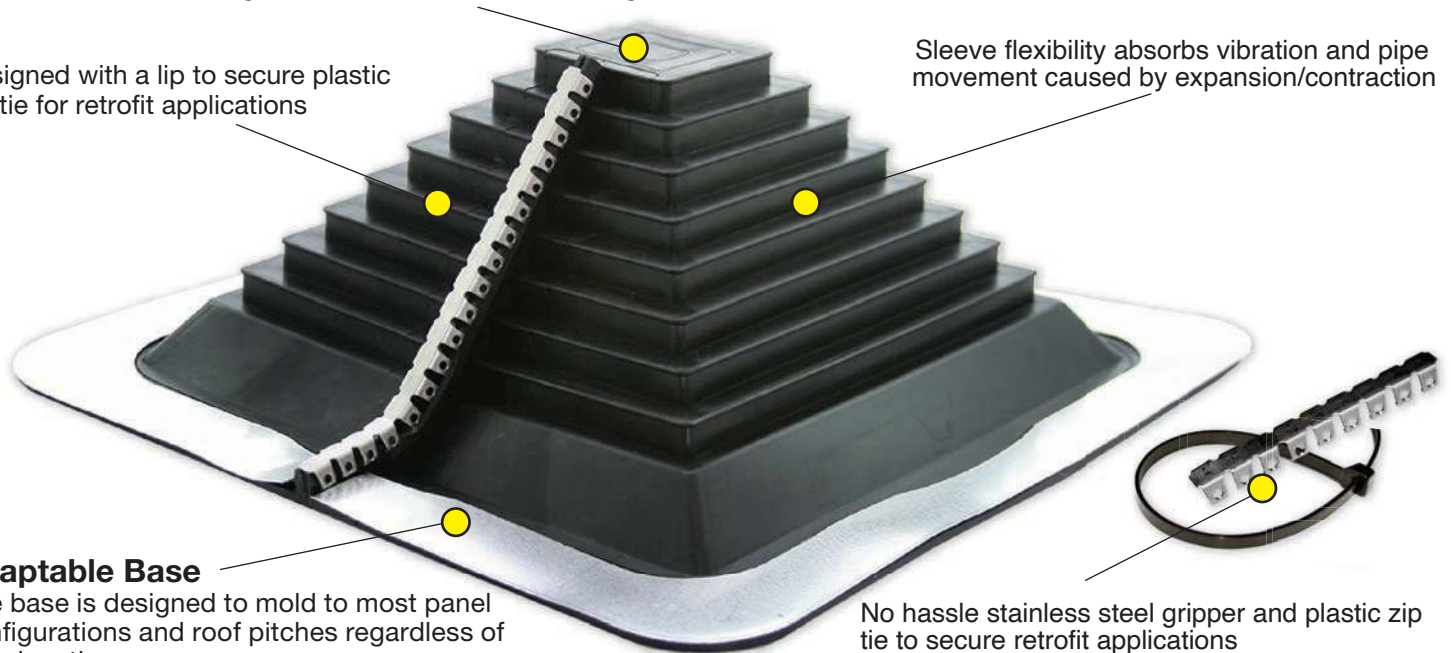
Design for the Metal Roofing Industry
For both standard or retrofit applications

Weather Protection
Made of EPDM or High Temp Red Silicone,
 These flashings are compounded specifically for maximum resistance to weathering due to ozone and ultraviolet light.



Designed with a lip to secure plastic zip tie for retrofit applications

Sleeve flexibility absorbs vibration and pipe movement caused by expansion/contraction

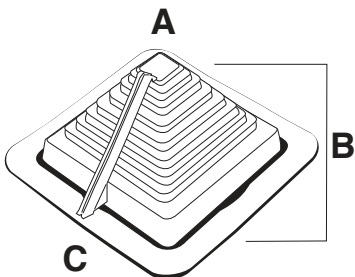


Adaptable Base
 The base is designed to mold to most panel configurations and roof pitches regardless of pipe location.

No hassle stainless steel gripper and plastic zip tie to secure retrofit applications

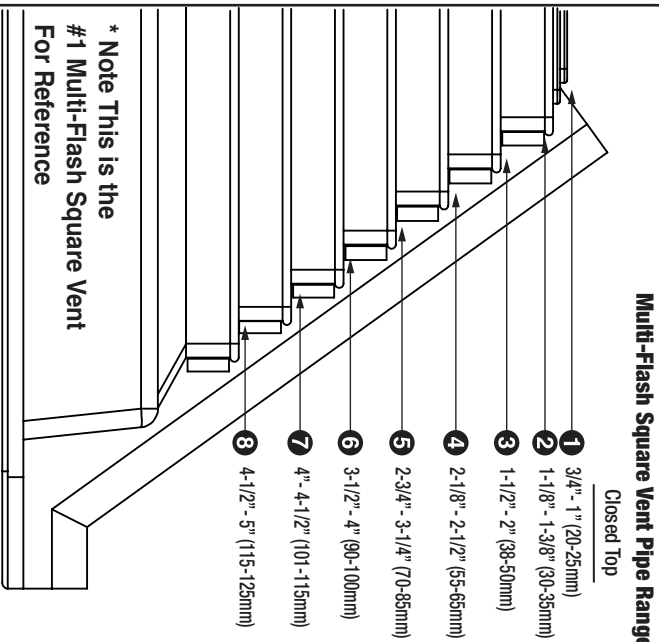
Multi-Flash Square Vent Closed Top

	COMPOUND	PART NO.	FLASHING DETAILS
#1	Black EPDM	MFSQ101BA	A-Top opening diameter - Closed
	Red Silicone	MFSQ102RA	B-Standard Closed- 5" (0 - 125mm) Retrofit 7/8" - 4-1/2" (22 - 115mm)
#2	Black EPDM	MFSQ201BA	C-Base dimensions - 8" (203mm)
	Red Silicone	MFSQ202RA	A-Top opening diameter - Closed B-Standard Closed- 10" (0 - 254mm) Retrofit 7/8" - 10" (22 - 254mm)
#3	Black EPDM	MFSQ301BA	C-Base dimensions - 16-3/4" (425mm)
	Red Silicone	MFSQ302RA	A-Top opening diameter - Closed B-Standard Closed- 19-1/8" (0 - 487mm) Retrofit 7/8" - 19-1/4" (22 - 444 mm)
			C-Base dimensions - 24-3/4" (628mm)

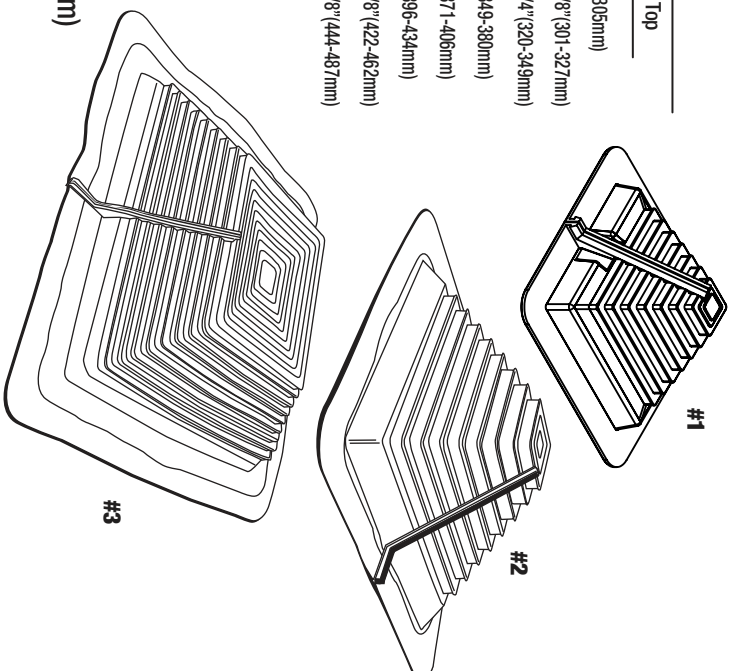


Multi-Flash Square Vent Master Flash®

Multi-Flash Square Vent Size and Trimming



Multi-Flash Square Vent Pipe Range		#1		#2		#3	
		Closed Top		Closed Top		Closed Top	
1	3/4" - 1" (20-25mm)	1	3/4" - 1" (20-25mm)	1	7/8" - 1" (22-25mm)	1	1 1/4" - 1 1/2" (279-305mm)
2	1-1/8" - 1-3/8" (30-35mm)	2	1-1/8" - 1-3/8" (30-35mm)	2	1-7/8" - 2" (47-50mm)	2	1-7/8" - 12-7/8" (301-327mm)
3	1-1/2" - 2" (38-50mm)	3	1-1/2" - 2" (38-50mm)	3	2-5/8" - 3" (66-72mm)	3	12-5/8" - 13-3/4" (320-349mm)
4	2-1/8" - 2-1/2" (55-65mm)	4	2-1/8" - 2-1/2" (55-65mm)	4	3-9/16" - 4" (90-99mm)	4	13-3/4" - 15" (349-380mm)
5	2-3/4" - 3-1/4" (70-85mm)	5	2-3/4" - 3-1/4" (70-85mm)	5	4-1/2" - 5" (115-125mm)	5	14-5/8" - 16" (371-406mm)
6	3-1/2" - 4" (90-100mm)	6	3-1/2" - 4" (90-100mm)	6	5-1/2" - 6" (139-152mm)	6	15-5/8" - 17" (396-434mm)
7	4" - 4-1/2" (101-115mm)	7	4" - 4-1/2" (101-115mm)	7	6-7/16" - 7" (146-179mm)	7	16-5/8" - 18-1/8" (422-462mm)
8	4-1/2" - 5" (115-125mm)	8	4-1/2" - 5" (115-125mm)	8	7-7/16" - 8" (188-205mm)	8	17-1/2" - 19-1/8" (444-487mm)
		9	8-3/8" - 9" (213-232mm)				
		10	9-5/16" - 10" (237-259mm)				



* Note This is the #1 Multi-Flash Square Vent For Reference

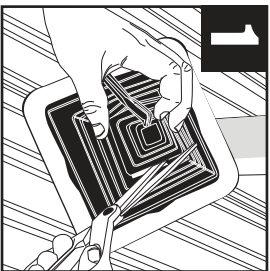
**Base Dimension:

#1 8" (203mm) | #2 16-3/4" (425mm) | #3 24-3/4" (628mm)


Standard Applications

5 Easy Steps Installation Materials: Multi-Flash Square Vent Master Flash® | Fasteners | Washers | Zip Tie | Snips/Scissors Measuring Tape | Marker/Pencil | Sealant

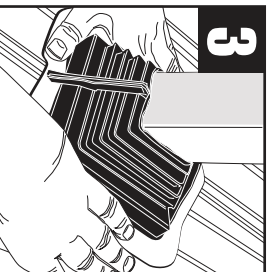
Measure & Trim



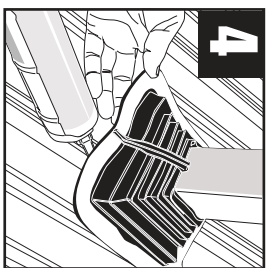
Slide




Form



Seal



Complete



Roof Pitch Calculator
<https://rpc-aztecwasher.com>

* Find pipe size in table and trim Multi-Flash Square vent Master Flash® as shown on outline. • Use one size larger Multi-Flash Square Vent Master Flash® on steep roofs or deep corrugation.
* Cut the flashing at least 20% less than the pipe Outer Diameter

Note: Properly install the base with Master Seal® Bonded Washers and fasteners. Fasteners should be 1" - 1-1/2" apart around the entire base for a tight secure seal.



Installation Video: <http://www.aztecwasher.com/installationvideos>

Multi-Flash Square Vent Master Flash® is a product of Aztec Washer Company 4/2020